



2018-2019

ANNUAL REPORT

HEAD START-EARLY HEAD START

East Bay Community Action Program

www.ebcap.org



Mission Statement

East Bay Community Action Program (EBCAP)

Head Start provides high quality comprehensive early childhood education services for eligible families and children from prenatal to age five. We partner with parents to teach children the skills and abilities needed for success in school and life. Together with our community, we support parents to keep children safe, healthy and well.

Guiding Principles

Guiding principles have been fundamental to the Head Start program from its inception. They underlie EBCAP policies and practices that prepare young children for success in school and beyond. (Adapted from the Head Start Early Learning Outcomes Framework: Ages Birth to Five, 2015.)

- Each child is unique and can succeed.
- Learning occurs within the context of relationships.
- Families are children's first and most important caregivers, teachers, and advocates.
- Children learn best when they are emotionally and physically safe and secure.
- Areas of development are integrated and children learn many concepts and skills at the same time.
- Teaching must be intentional and focused on how children learn and grow.
- Every child has diverse strengths rooted in their family's culture, background, language, and beliefs.

FROM OUR VICE PRESIDENT, *Linda Laliberte*

I am pleased to present the EBCAP Head Start 2018-2019 annual report. Since 1971, EBCAP has served Rhode Island's most at-risk children and families in both Head Start and Early Head Start (EHS) programs. This year, EBCAP has provided Education, Health, Mental Health, Disabilities, Nutrition, and Social Services to a total number of 304* Head Start children and 153* EHS children and pregnant women living in the cities of East Providence, Newport and the towns of Barrington, Warren, Bristol, Tiverton, Little Compton, Portsmouth, Middletown and Jamestown. Average monthly enrollment for each age group was 256 and 108 respectively.

*Months reported, 7/1/18-6/30/19

The 2018 Kids Count Profile-RI (<https://www.aecf.orgdatabook/2018KCprofilesRI.pdf>), reports the poverty rate in RI has decrease from 19% to 17%. However, seven (7) of the ten (10) towns and cities within the EBCAP service area saw an increase in the percentage of children living in poverty with Newport and Warren exceeding the state average (2018 Kids Count Factbook, Economic Well-Being page 39). The availability of comprehensive early learning and support services in Head Start and EHS programs is vital to building successful students, citizens and leaders. As such, EBCAP places an emphasis on promoting children's school readiness in the areas of perceptual, motor and physical development; cognition; language and literacy; social and emotional development; and approaches to learning.

The Office of Head Start (OHS) conducted an on-site Focus Area II Review in April 2018. The federal report received summarizing the review indicates EBCAP has met all requirements of Head Start Program Performance Standards, laws, regulations and policy requirements. The scope of the review included program infrastructure, management systems, service delivery and governance. This is a remarkable report and validates the on-going efforts of all employees, Policy Council, Board of Directors and community partners working together to provide quality services to children and their families. In addition to the validation of quality programming as indicated by OHS, all of our centers participate in the Rhode Island Bright Stars Quality Rating system with 5 out of 6 centers attaining a 4-STAR rating in the past year.

We extend our sincere thanks to our staff, governing body, Policy Council, parents and community partners. You were instrumental in creating another successful year for EBCAP. We also thank the Office of Head Start , Region I for responding to our community need for extended classroom hours at our centers in Warren and Tiverton. This change will result in an additional 360 hours of classroom instruction for children. We continue to review Child Outcome data and in the 2019-2020 school year will pilot the use of the *Incredible Years* Dinosaur School curriculum in 6 pre-school classrooms, to enhance teaching of emotional regulation and social skills for our 3 and 4 year olds.

Please join us in celebrating our achievements as we share with you our accomplishments for the 2018-2019 school year.



The Percentage of Eligible Children Enrolled in Early Head Start

	Early Head Start	Head Start
Barrington	0%	41%
Bristol/ Warren*	3%	32%
East Providence	4%	53%
Jamestown	0%	0%
Little Compton	0%	0%
Middletown	8%	27%
Newport	37%	56%
Portsmouth	0%	23%
Tiverton	2%	16%
Rhode Island	5%	41%

2018 Rhode Island Kids Count Factbook,
pages 119 & 131

*Bristol/Warren Regional School District

The Percentage of Children Who Received Medical and Dental Exams

	Early Head Start	Head Start
Health Insurance	99%	98%
Continuous/ Accessible Health Care	86%	88%
Up-to-date on Immunizations	85%	91%
Continuous/ Accessible Dental Care	73%	80%
Up-to-date on Preventative Oral Care	23%	62%



School Readiness Goals

EBCAP provides high quality early childhood programming for children birth to five years old in several program options: full day preschool, extended day preschool and infant/toddler classrooms and home-based programs. Home-based services include weekly home visits and two group socialization experiences per month. Facilities are licensed and staffed by qualified early childhood professionals. To ensure that children who participate in Head Start and Early Head Start are successful in future educational settings, EBCAP has adopted the following School Readiness Goals.

1. PERCEPTUAL, PHYSICAL AND MOTOR DEVELOPMENT

Children will use senses to gather and understand information and respond to their environment.

2. COGNITION

Children will be able to connect ideas, develop logical and abstract thinking through curiosity and motivation.

3. LANGUAGE AND LITERACY

Children will be able to use receptive and expressive skills to communicate

4. SOCIAL/EMOTIONAL DEVELOPMENT

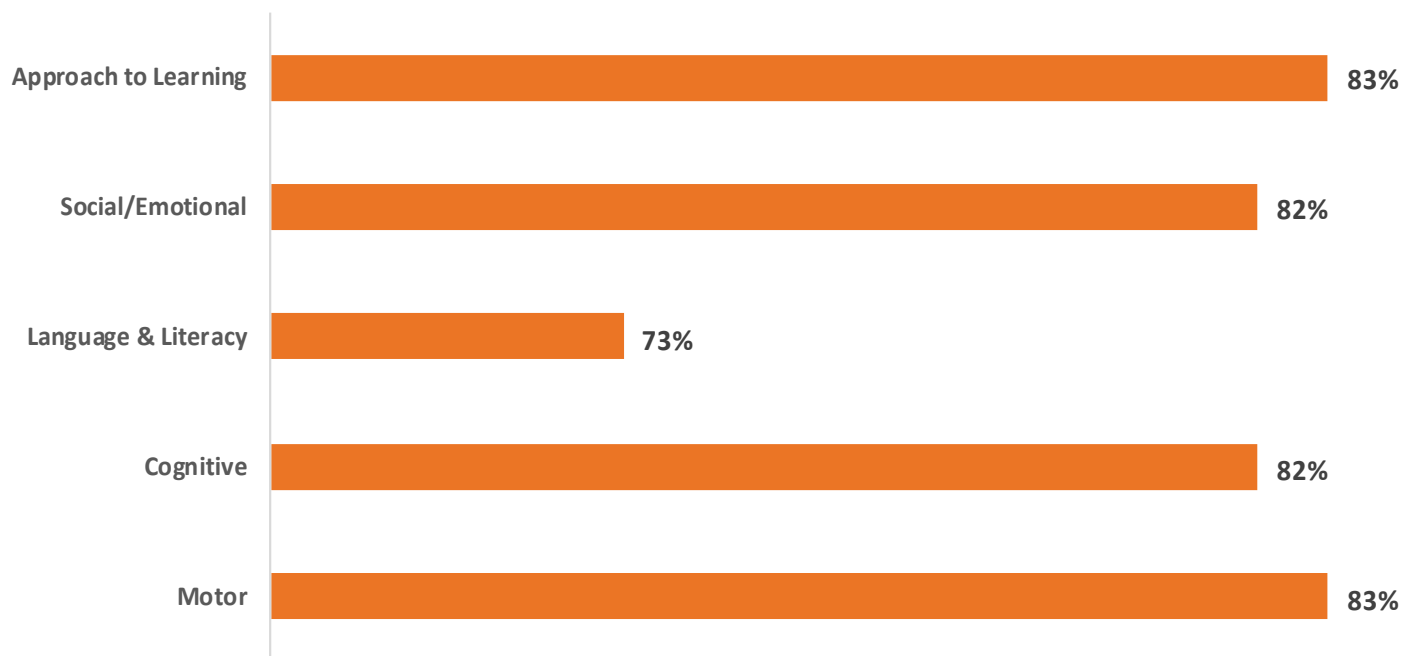
Children will be able to express, manage, recognize and interpret their own emotions as well as respond appropriately to others' emotions.

5. APPROACHES TO LEARNING

Children will possess skills to pay attention, control impulses and think flexibly.



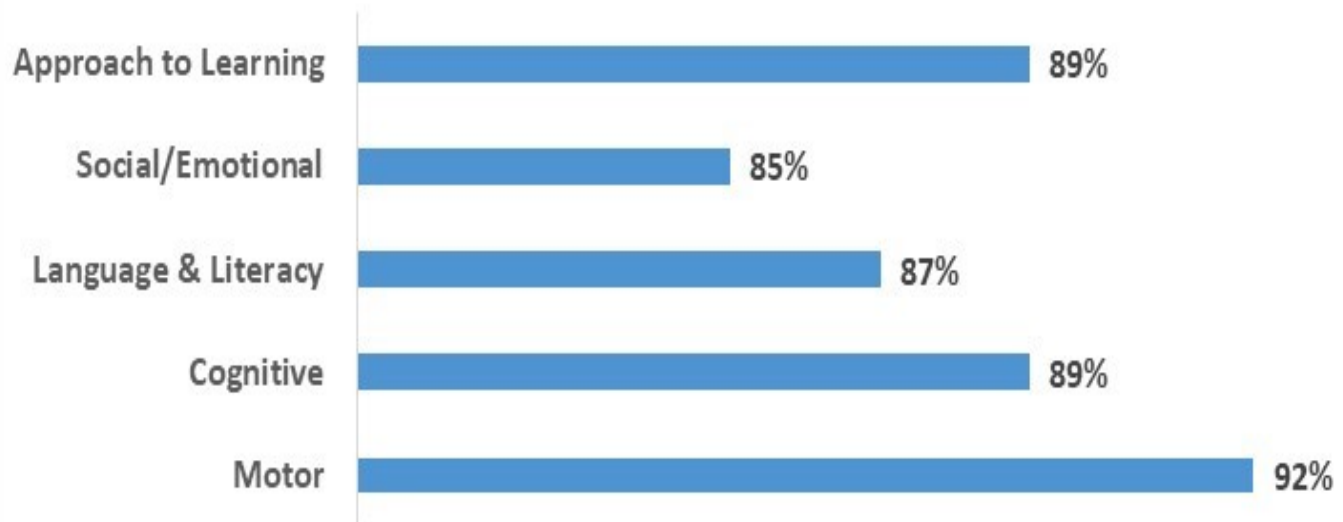
**Early Head Start
Percentage of Infants/Toddlers Who Meet Age Expectations
Spring 2019**



Head Start 3 & 4 Year Olds

Percentage of Children Who Meet Age Expectations

Spring 2019



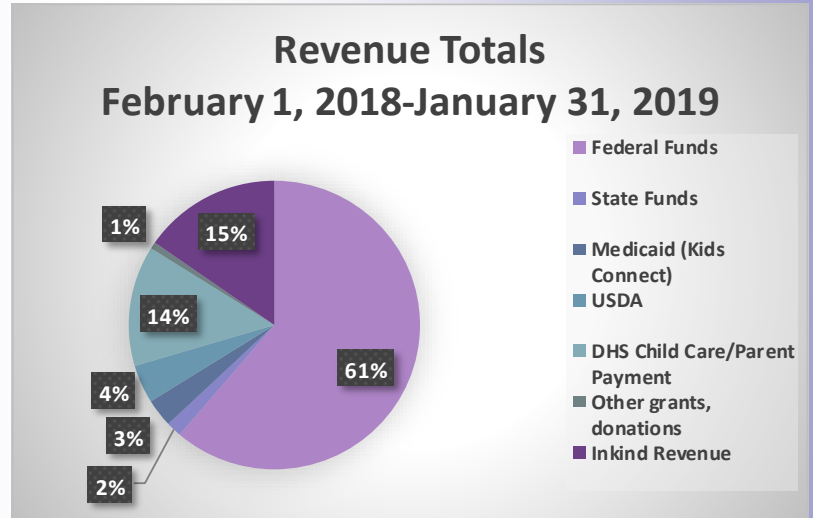
Financial Reports

EBCAP received the following sources of revenue in the grant year February 1, 2018-January 31, 2019 for a total of \$7,634,226 to operate Head Start, Early Head Start and Child Care programs.

Federal funds are a 2.6% increase from the previous fiscal year and subsidized a 2% cost of living increase provided to all employees, salary adjustments and an increase in the Head Start training budget.

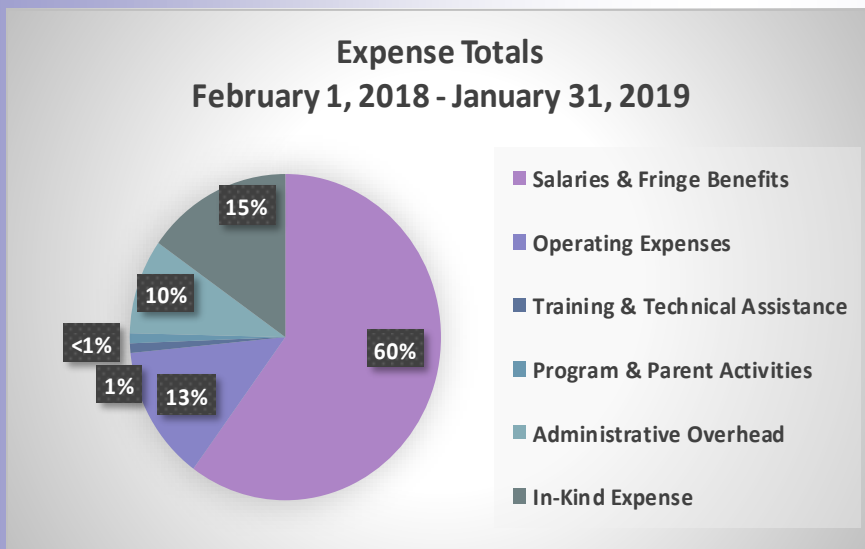
Sixty percent of total expenses consisted of salaries and fringe benefits.

In-kind revenue is calculated as the value of goods, services, property value, donations and volunteer time. EBCAP met the required 20 % match of federal funds.



Federal Funds	\$	4,678,835
State Funds	\$	129,671
Medicaid (Kids Connect)	\$	239,552
USDA	\$	327,563
DHS Child Care/Parent Payment	\$	1,031,783
Other grants, income, donations, E-Rate	\$	57,113
In-kind Revenue	\$	1,169,709

Salaries & Fringe Benefits	4,500,063
Operating Expenses-supplies-facilities-travel-equipment-contracted services	1,043,036
Training & Technical Assistance	69,093
Program & Parent Activities	13,808
Administrative Overhead	703,621
In-Kind Expense	1,143,585
Expense Totals	7,473,206



Proposed budget for Grant Year 2019-2020

Revenue

Federal/State/Private Grants	\$4,871,588
Program Income	\$1,669,865
Donations/Misc Income	\$50,500
Total Revenue	\$6,591,953

Expenses

Salaries/Fringe/Contracted Services	\$4,798,018
Supplies	\$404,500
Facilities	\$453,000
Equipment	\$53,600
Training/Technical Assistance/Tuition	\$72,177
Travel	\$33,500
Parent Activities	\$15,000
General Administrative	\$762,157

Proposed in-kind revenue and expenses for 2019-2020 is \$1,190,094



Thank you to the members of our 2018-2019 Policy Council

Nakisha Wright,
Chairperson/Community Representative

Sonya Moitoza,
Vice Chairperson/Parent

Katya Nanson, Treasurer/Parent

Annette Richardson,
Board of Directors/Head Start Liaison

Danielle Riley, Parent

Danielle Joly, Parent

Marc Joly, Parent

Kenneth Blane,
Community Representative



East Bay Community Action Program

Head Start and Early Head Start

www/EBCAP.org